







GROWMAX WATER™
Perfect Water for Plants and Gardens

CARBON BLOCK FILTERS - WHEN TO REPLACE YOUR CARBON BLOCK FILTER

GARDEN FILTER SYSTEMS

ECO GROW 240 L/H	1 h/week	3,600 L/month	replace filter 1 x year	
	1 h x 4 days/week	3,840 L/month	replace filter 1 x 3 months	
(carbon block filter capacity 12,000 litres)	1 h/day	7,200 L/month	replace filter 1 x 2 months	
	1/2 h/day	3,600 L month	replace filter 1 x 3 months	
GARDEN GROW 480 L/H	1 h/week	1,920 L/month	replace filter 1 x 15 months	
	1 h x 4 days/week	7,680 L/month	replace filter 1 x 4 months	
(carbon block filter capacity 28,000 litres)	1 h/day	14,400 L/month	replace filter 1 x 2 months	
	1/2 h/day	7,200 L/month	replace filter 1 x 4 months	
SUPER GROW 800 L/H	1 h/week	3,200 L/month	replace filter 1 x 9 months	
	1 h x 4 days/week	12,800 L/month	replace filter 1 x 2 months	
(carbon block filter capacity 28,000 litres)	1 h/day	24,000 L/month	replace filter 1 x month	
	1/2 h/day	12,000 L/month	replace filter 1 x 2 months	
PRO GROW 2000 L/H	1 h/week	8,000 L/month	replace filter 1 x 7 months	
	1 h x 4 days/week	32,000 L/month	replace filter 1 x 1,5 months	
(carbon block filter capacity 56,000 litres)	1 h/day	60,000 L/month	replace filter 1 x month	
	1/2 h/day	30,000 L/month	replace filter 1 x 2 months	

*** This results are based with 1 ppm of chlorine in tap water. Replacement times are approximate.




GROWMAX WATER™
Perfect Water for Plants and Gardens



CARBON BLOCK FILTERS - WHEN TO REPLACE YOUR CARBON BLOCK FILTER

REVERSE OSMOSIS SYSTEMS

	RO WATER PRDUCTION	TOTAL WATER		
POWER GROW 500	1,000 litres/week	12,000 L/month	replace filter 1 x month	
	200 litres/week	2,400 L/month	replace filter 1 x 5 months	
(carbon block filter capacity 12,000 litres)	500 litres/day	12,000 L/8 days	replace filter 1 x 8 days	
	100 litres/day	12,000 L/40 days	replace filter 1 x month	
	RO WATER PRDUCTION	TOTAL WATER	** replace 2 carbon filters at the same time **	
MEGA GROW 1000	1,000 litres/week	12,000 L/month	replace filters 2 x months	
	200 litres/week	2,400 L/month	replace filters 2 x 10 months	
(2 carbon block filter capacity 24,000 litres)	1,000 litres/day	21,000 L/week	replace filters 2 x week	
	100 litres/day	8,400 L/month	replace filters 2 x months	

*** This results are based with 1 ppm of chlorine in tap water. Replacement times are approximate.

	RO WATER PRDUCTION	TOTAL WATER	CARBON BLOCK FILTERS - USE TIME FOR CHANGE IT	
MAXQUARIUM 000 PPM	200 litres/week	800 L/month	replace filter 1 x 15 months	
	50 litres/day	1,500L/month	replace filter 1 x 8 months	
(carbon block filter capacity 12,000 litres)	1,000 litres/week	4,000 L/month	replace filter 1 x 3 months	
	500 litres/day	4,000 L/8 days	replace filter 1 x month	

	RO WATER PRDUCTION	TOTAL WATER	** replace 2 carbon filters at the same time **	
GROWMAX3000 + SUPER GROW	12,000 litres/week	36,000 L/month	replace filters 2 x 1,5 months	
	3,000 litres/week	36,000 L/month	replace filters 2 x 1,5 months	
(2 carbon block filter capacity 50,000 litres)	3,000 litres/day	45,000 L/5 days	replace filters 2 x 5,5 days	
	1,000 liters/day	42,000 L/ 15 days	replace filters 2 x 15 days	

*** This results are based with 1 ppm of chlorine in tap water. Replacement times are approximate.